




ENERG



SAMSUNG

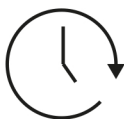
WW90T554AAT/S2



49 kWh / 



9,0 kg



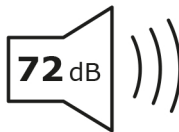
3:48



50 L



A**B**CDEFG



A**B**CD